




HOW TO PREPARE YOUR FOOD & BEVERAGE CARTONS FOR RECYCLING!

OPENED OUT FLAT | CLEAN

1

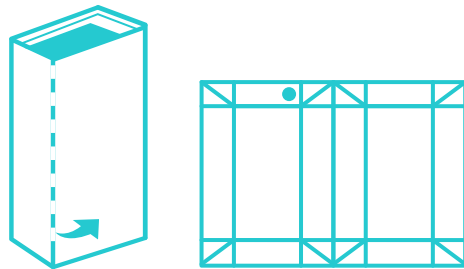


cut along the top and
sides of the carton

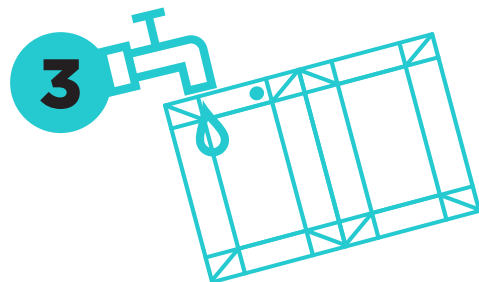


Take care: cartons with screw-caps
can have sharp edges underneath.

2



completely
open out flat



rinse out clean
- job done!

for more info, visit
foodandbeveragecartons.co.nz